

OLODUM ROUND RECESSED

E10I0019-

base number      Color  
Temperature

|           |
|-----------|
| PROJECT   |
| TYPE      |
| SPECIFIER |
| QUANTITY  |
| DATE      |

1. To build a product code in our configurator select the specify button on the base model # product page
2. To build a manual product code on this datasheet choose from the options listed below in blue font and add the suffix to the base model #

GENERAL

Series: Olodum

Subseries: Olodum Round

Brand: Side

Division: Exterior

Mounting Type: Recessed

Mounting Location: In-Ground

Subcategory: Uplight

PHYSICAL

Shape: Round

Diameter (mm): 76

Diameter (in): 3

Height (mm): 62

Height (in): 2 7/16

Light Distribution: Uplight

Weight (kg): 0.3

Weight (lbs): 0.66

Diffuser: Clear tempered glass

Gasket: Silicon rubber

Fixture Finish: SSS

Fixture Material: Stainless Steel

ELECTRICAL

Lamp Type: LED (Zhaga Standard)

Total Output Wattage (W): 3.5

Dimming: Non-Dimming / Phase Dimming (120Vac only) / 0-10V Dimming

Driver Included: No

Driver Location: Remote

Driver Type: Constant Current - 120 / 277Vac

Driver Class: Class 2

Input Voltage (V): 120 - 277

Constant Current (mA): 350

Upon Request: Dimming requires 2 fixture minimum

LED

Color Temperature (°K): 3000 / 4000

Max. Delivered Lumen (lm): 285 / 300

CRI: >80 CRI

Lamp Life (hrs): 50000

OPTICAL

Reflector: Polycarbonate Metallized Reflector

Optic: 45

RATINGS AND CERTIFICATIONS

Certified By: Certified for North American Standards

IP rating: IP67

IK Rating: IK07



0.30 kg / 0.66 lbs

E

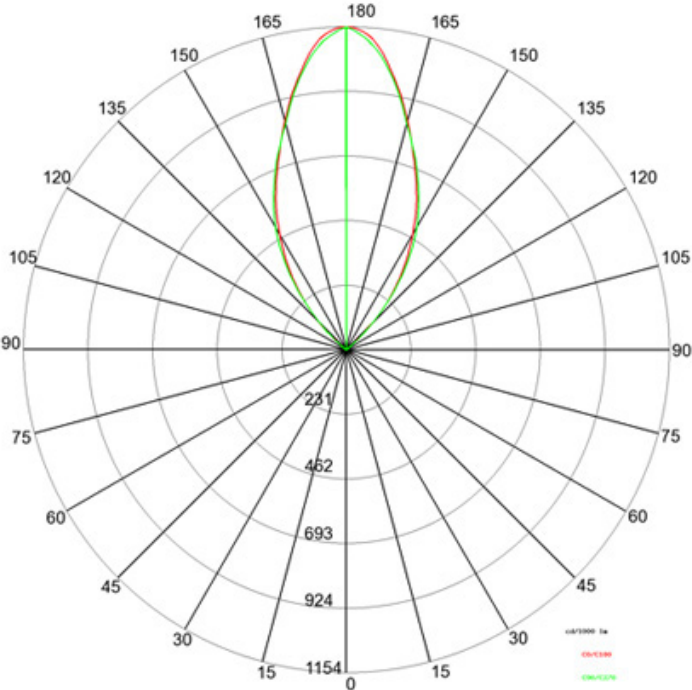
PROJECT

TYPE

SPECIFIER

QUANTITY

DATE



| EmaxEmin | 180°                 |                       |
|----------|----------------------|-----------------------|
| 90°      | 90°                  | 0 m                   |
| 78 / 22  | Area: NAN x NAN      | 2 m                   |
| 20 / 8   | Area: NAN x NAN      | 4 m                   |
| 9 / 4    | Area: NAN x NAN      | 6 m                   |
| 5 / 3    | Area: NAN x NAN      | 8 m                   |
| 4 / 2    | Area: NAN x NAN      | 10 m                  |
| 3 / 2    | Area: NAN x NAN      | 12 m                  |
|          | 0°                   |                       |
|          | C0-C180: 154° + 154° | C90-C270: 153° + 153° |

OLODUM RECESSED

E10I0059- -  
base number Color BA Options  
Temperature

PROJECT  
TYPE  
SPECIFIER  
QUANTITY  
DATE

1. To build a product code in our configurator select the specify button on the base model # product page  
2. To build a manual product code on this datasheet choose from the options listed below in blue font and add the suffix to the base model #

GENERAL  
Series: Olodum  
Brand: Side  
Division: Exterior  
Mounting Type: Recessed  
Mounting Location: In-Ground  
Subcategory: Uplight

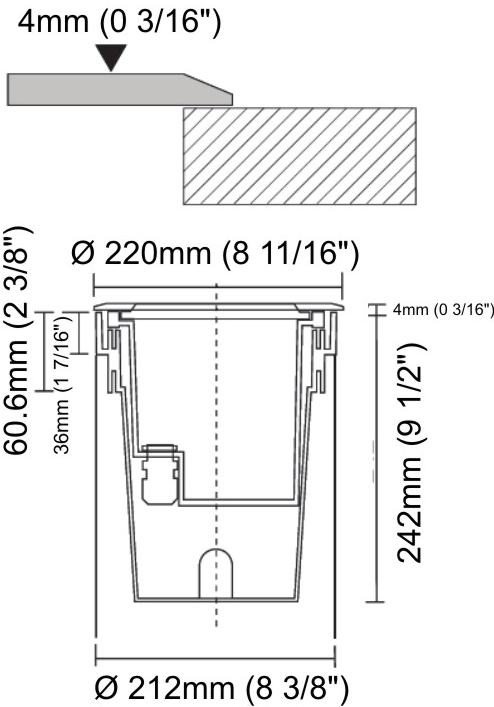
PHYSICAL  
Shape: Round  
Diameter (mm): 220  
Diameter (in): 8 11/16  
Height (mm): 242  
Height (in): 9 1/2  
Light Distribution: Adjustable / Direct  
Weight (kg): 3.8  
Weight (lbs): 8.38  
Diffuser: Clear tempered glass  
Gasket: Silicon rubber  
Fixture Finish: SSS  
Fixture Material: Aluminum Die Cast

ELECTRICAL  
Lamp Type: LED (Zhaga Standard)  
Input Wattage (W): 20  
Total Output Wattage (W): 17  
Dimming: Tri-Mode (Non-Dimming and Phase Dimming (120Vac only) and 0-10V Dimming)  
Driver Included: Yes  
Driver Location: Integrated  
Driver Type: Constant Current - Universal  
Driver Class: Class 2  
Input Voltage (V): 120 - 277  
Constant Current (MA): 500  
Upon Request: (Not included - see components [IP65 or higher enclosure to be supplied by others]) Remote: 0-10Vdc dimming / (Included) Integral: Phase dimming @120Vac only / 277Vac

LED  
Color Temperature (°K): 3000 / 4000  
Max. Delivered Lumen (lm): 2434.9 / 2607.5  
Nominal Lumen (lm): 2750 / 2945  
CRI: >80 CRI  
Lamp Life (hrs): 50000

OPTICAL  
Reflector: Polycarbonate metallized reflector  
Optic: 15 / 45 / 65 / ASY

RATINGS AND CERTIFICATIONS  
Certified By: Certified for North American Standards  
IP rating: IP67  
IK Rating: IK10



3.80 kg / 8.38 lbs



|           |
|-----------|
| PROJECT   |
| TYPE      |
| SPECIFIER |
| QUANTITY  |
| DATE      |



OLODUM ROUND RECESSED

E10I0093-

base number      Color  
Temperature

1. To build a product code in our configurator select the specify button on the base model # product page  
2. To build a manual product code on this datasheet choose from the options listed below in blue font and add the suffix to the base model #

GENERAL

Series: Olodum  
Subseries: Olodum Round  
Brand: Side  
Division: Exterior  
Mounting Type: Recessed  
Mounting Location: In-Ground  
Subcategory: Walk Over

PHYSICAL

Shape: Round  
Diameter (mm): 65  
Diameter (in): 2 9/16  
Height (mm): 62  
Height (in): 2 7/16  
Light Distribution: Uplight  
Weight (kg): 0.3  
Weight (lbs): 0.66  
Load Resistance (kg): 500  
Load Resistance (lbs): 1102  
Diffuser: Clear tempered glass  
Gasket: Silicon rubber  
Fixture Finish: SSS  
Fixture Material: Stainless Steel

ELECTRICAL

Lamp Type: LED (Zhaga Standard)  
Input Wattage (W): 3.5  
Total Output Wattage (W): 3  
Driver Included: No  
Input Voltage (V): 120  
Constant Current (MA): 350

LED

Number of LEDs: 1  
Color Temperature (°K): 3000 / 4000  
Max. Delivered Lumen (lm): 285 / 300  
CRI: >80 CRI

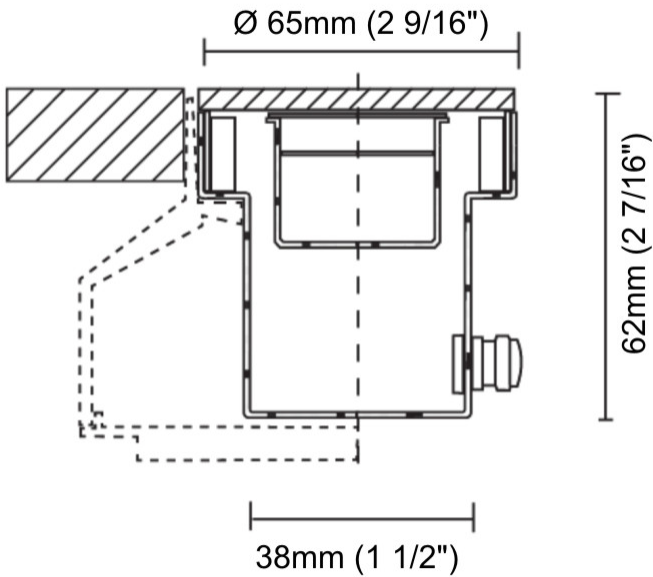

OPTICAL

Reflector°: Polycarbonate metallized reflector  
Optic°: 45

RATINGS AND CERTIFICATIONS

Certified By: Certified for North American Standards  
IP rating: IP67  
IK Rating: IK07

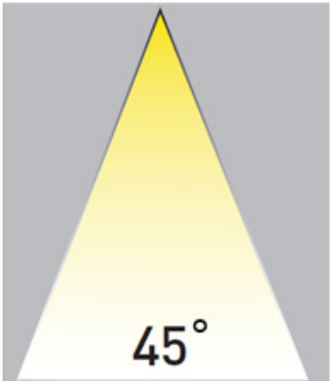
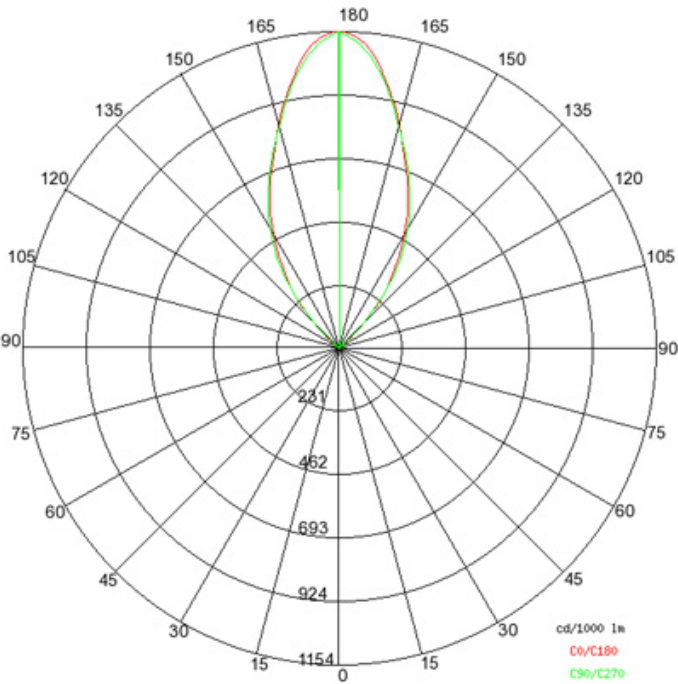
|           |
|-----------|
| PROJECT   |
| TYPE      |
| SPECIFIER |
| QUANTITY  |
| DATE      |



0.3kg / 0.66lbs



|           |  |
|-----------|--|
| PROJECT   |  |
| TYPE      |  |
| SPECIFIER |  |
| QUANTITY  |  |
| DATE      |  |



| Emax/Emin | 180°                 |                       |
|-----------|----------------------|-----------------------|
| 90°       | 90°                  | 0 m                   |
| 78 / 22   | Area: NAN x NAN      | 2 m                   |
| 20 / 8    | Area: NAN x NAN      | 4 m                   |
| 9 / 4     | Area: NAN x NAN      | 6 m                   |
| 5 / 3     | Area: NAN x NAN      | 8 m                   |
| 4 / 2     | Area: NAN x NAN      | 10 m                  |
| 3 / 2     | Area: NAN x NAN      | 12 m                  |
|           | 0°                   |                       |
|           | C0-C180: 154° + 154° | C90-C270: 153° + 153° |



OLODUM SQUARE RECESSED

E10I0094-

base number      Color  
Temperature

- 1. To build a product code in our configurator select the specify button on the base model # product page
- 2. To build a manual product code on this datasheet choose from the options listed below in blue font and add the suffix to the base model #

GENERAL

Series: Olodum  
Subseries: Olodum Square  
Brand: Side  
Division: Exterior  
Mounting Type: Recessed  
Mounting Location: In-Ground  
Subcategory: Walk Over

PHYSICAL

Shape: Square  
Width (mm): 76  
Width (in): 3  
Height (mm): 62  
Height (in): 2 7/16  
Light Distribution: Uplight  
Weight (kg): 0.3  
Weight (lbs): 0.66  
Load Resistance (kg): 500  
Load Resistance (lbs): 1102  
Diffuser: Clear tempered glass  
Gasket: Silicon rubber  
Fixture Finish: SSS  
Fixture Material: Stainless Steel

ELECTRICAL

Lamp Type: LED (Zhaga Standard)  
Input Wattage (W): 3.5  
Total Output Wattage (W): 3.5  
Driver Included: No  
Input Voltage (V): 120  
Constant Current (MA): 350

LED

Number of LEDs: 1  
Color Temperature (°K): 3000 / 4000  
Max. Delivered Lumen (lm): 285 / 300  
CRI: >80 CRI

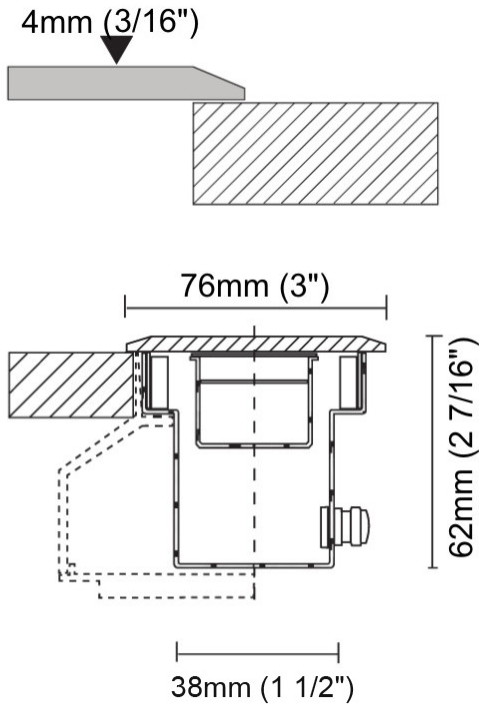
OPTICAL

Reflector°: Polycarbonate metallized reflector  
Optic°: 45

RATINGS AND CERTIFICATIONS

Certified By: Certified for North American Standards  
IP rating: IP67  
IK Rating: IK07

|           |
|-----------|
| PROJECT   |
| TYPE      |
| SPECIFIER |
| QUANTITY  |
| DATE      |



0.30 kg / 0.66 lbs

E

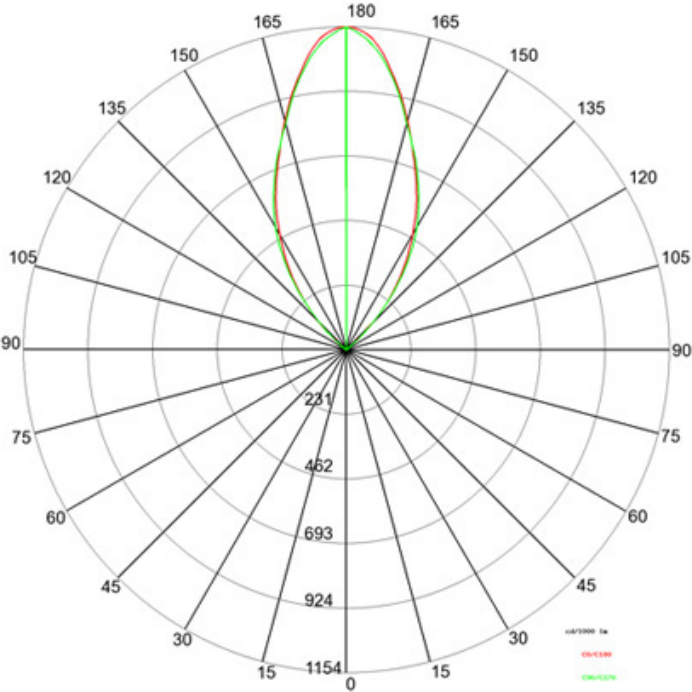
PROJECT

TYPE

SPECIFIER

QUANTITY

DATE



| E <sub>max</sub> E <sub>min</sub> |                      | 180°            |                       |
|-----------------------------------|----------------------|-----------------|-----------------------|
|                                   | 90°                  | 90°             | 0 m                   |
|                                   |                      | Area: NAN x NAN | 2 m                   |
|                                   |                      | Area: NAN x NAN | 4 m                   |
|                                   |                      | Area: NAN x NAN | 6 m                   |
|                                   |                      | Area: NAN x NAN | 8 m                   |
|                                   |                      | Area: NAN x NAN | 10 m                  |
|                                   |                      | Area: NAN x NAN | 12 m                  |
|                                   | 0°                   |                 |                       |
| 78 / 22                           | C0-C180: 154° + 154° |                 | C90-C270: 153° + 153° |
| 20 / 8                            |                      |                 |                       |
| 9 / 4                             |                      |                 |                       |
| 5 / 3                             |                      |                 |                       |
| 4 / 2                             |                      |                 |                       |
| 3 / 2                             |                      |                 |                       |





|           |
|-----------|
| PROJECT   |
| TYPE      |
| SPECIFIER |
| QUANTITY  |
| DATE      |

Fixture Finish

Satined Stainless Steel - SSS



**Digital:** Not all screens are calibrated the same, and therefore, colors will appear differently between screens.  
**Physical:** When texture is involved, there will be variations in color, character and tone within a product series and between product families.



|           |
|-----------|
| PROJECT   |
| TYPE      |
| SPECIFIER |
| QUANTITY  |
| DATE      |

LEGEND

|  |   |   |  |   |  |
|--|---|---|--|---|--|
|    | floor-mounted   |    | pivotal  |    | special LED (upon request) RGB, RGBW, tunable, gold+, meat+, art+, fashion+                    |
|    | wall and ceiling: recessed and surface mounted            |    | rotating   |    | warm dim / natural dimming LED   |
|    | ceiling-mounted and wall-mounted                          |    | illuminate tilted  |    | rechargeable battery powered   |
|    | wall-mounted  |    | color of suspension cable                                    |    | fixture with natural vivid LED (upon request)  |
|    | omni-directional light distribution                       |    | length of suspension cable                                   |    | color rendering index  |
|    | direct light distribution                                 |    | reflector degree selection                                   |    | color temperature  |
|    | direct/indirect light distribution                        |    | super spot   |    | lumen (luminous flux)  |
|    | indirect light distribution                               |    | lens   |    | efficacy (lumens per watt)   |
|    | asymmetric light distribution                             |    | lens pack  |    | Unified Glare Rating (UGR) range from 5-40   |
|    | aura light distribution                                   |    | shine ring   |    | marine grade (AISI 316 stainless steel)  |
|    | round wall or ceiling cut-out                             |    | integrated shine ring with diffuser                          |    | walk on  |
|    | square wall or ceiling cut-out                            |    | free individual colors 01-29                                 |    | drive on   |
|    | the supplied jig specifies the cutout dimensions          |    | individual colors: 00 (free of charge), 01-25 (extra charge) |    | Dark Sky Compliance  |
|    | minimum distance (meters) lamp - object                   |    | luminaire part to be colored (F1)                            |    | Americans with Disabilities Act (less than 4" off the wall located between 27"-84" from floor) |
|    | recessed depth  |    | luminaire part to be colored (F2)                            |    | lamp protected against explosion   |
|   | ceiling thickness in mm                                   |   | luminaire part to be colored (F3)                            |   | blown glass using traditional methods by master glass blower                                   |
|  | ceiling thickness selection                               |  | luminaire part to be colored (F4)                            |  | acoustic material  |
|  | dimmable DP (phase), DV (0-10V), DD (dali), DS (step-dim) |  | luminaire part to be colored (F5)                            |  | protection class I, protection insulation  |
|  | included or excluded LED driver/transformer/control gear  |  | color of 3-circuit adaptor                                   |  | protection class II, protection insulation   |
|  | separately switchable                                     |  | indirect diffuser  |  | ETL Certified to UL and CSA Standards  |
|  | sensor  |  | direct diffuser  |  | UL Certified to UL and CSA Standards   |
|  | remote control  |  | ball-proof (upon request)                                    |  | CSA Certified to UL and CSA Standards  |
|  | available upon request                                    |  | accessory  |  | Certified for North American Standards   |

IP RATING

|  |  |
|--|--|
|  | protected against ingress of solid bodies greater than 12.5mm (finger)   |
|  | protected against ingress of solid bodies greater than 2.5mm<br>protected against sprays of water up to 60 degrees from the vertical (rain)      |
|  | protected against ingress of solid bodies greater than 1mm (wire)<br>no protection against the ingress of moisture                               |
|  | protected against ingress of solid bodies greater than 1mm (wire)<br>protected against sprays of water up to 60 degrees from the vertical (rain) |
|  | protected against ingress of solid bodies greater than 1mm (wire)<br>protected against water splashed from all directions                        |
|  | protected against limited ingress of dust (wet rooms/covered outdoor areas)<br>protected against water splashed from all directions              |
|  | protected against ingress of dust<br>protected against jets of water   |
|  | protected against ingress of dust<br>protected against powerful jets of water or heavy seas  |
|  | protected against ingress of dust<br>protected against immersion of water between 15cm - 1m for 30 minutes                                       |
|  | protected against ingress of dust<br>protected against immersion of water under pressure for long periods  |

IK RATING

|   |   |
|---|---|
|  | protected against 0.14 joules impact (equivalent to 0.25kg mass dropped from 56mm above the surface)  |
|  | protected against 0.2 joules impact (equivalent to 0.25kg mass dropped from 80mm above the surface)   |
|  | protected against 0.35 joules impact (equivalent to 0.25kg mass dropped from 140mm above the surface) |
|  | protected against 0.5 joules impact (equivalent to 0.25kg mass dropped from 200mm above the surface)  |
|  | protected against 0.7 joules impact (equivalent to 0.25kg mass dropped from 280mm above the surface)  |
|  | protected against 1 joules impact (equivalent to 0.25kg mass dropped from 400mm above the surface)    |
|  | protected against 2 joules impact (equivalent to 0.5kg mass dropped from 400mm above the surface)     |
|  | protected against 5 joules impact (equivalent to 1.7kg mass dropped from 300mm above the surface)     |
|  | protected against 10 joules impact (equivalent to 5.0kg mass dropped from 200mm above the surface)    |
|  | protected against 20 joules impact (equivalent to 5.0kg mass dropped from 400mm above the surface)    |